

BUTE

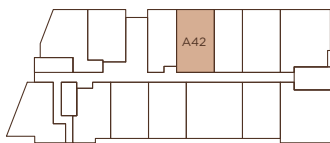
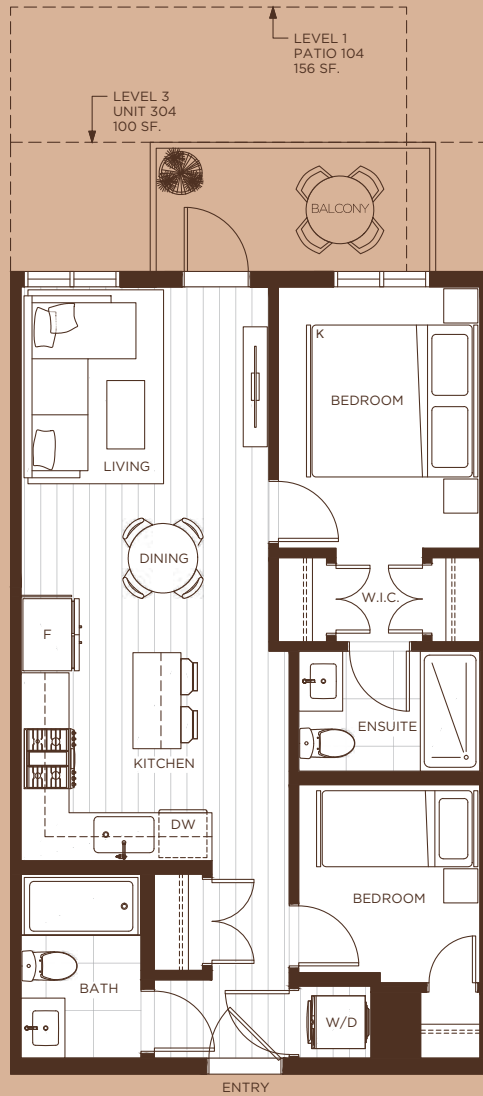
CLAYTON CREST

A42

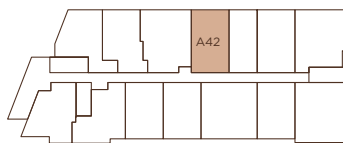
Jr. 2 Bedroom
+ 2 Bath

Interior: 670 SF
Exterior: 58 - 71 SF
Total: 728 - 741 SF

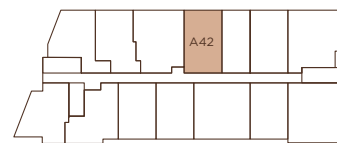
UNITS:
104, 204, 304, 404, 504, 604



LEVEL 1



LEVEL 2



LEVEL 3-6



In a continued effort to improve our homes, we reserve the right to modify plans, specifications and prices without notice room sizes, square footage, features and outdoor spaces may vary within this community. Floor plans may be reversed based upon location. All dimensions and sizes are approximate. Buyers are recommended to read the sales disclosure statement and Review the floor plans prior to purchase. E.&O.E